

**EXPECT THE BEST**



# USER'S MANUAL

**TRX SERIES Professional Speaker System**



**Unit 11,  
Torc:MK  
Chippenham Drive  
Kingston  
Milton Keynes  
MK10 0BZ  
United Kingdom.  
Tel: +44(0)1908 281072 email: [enquiries@studiomaster.com](mailto:enquiries@studiomaster.com)  
[www.studiomaster.com](http://www.studiomaster.com)**

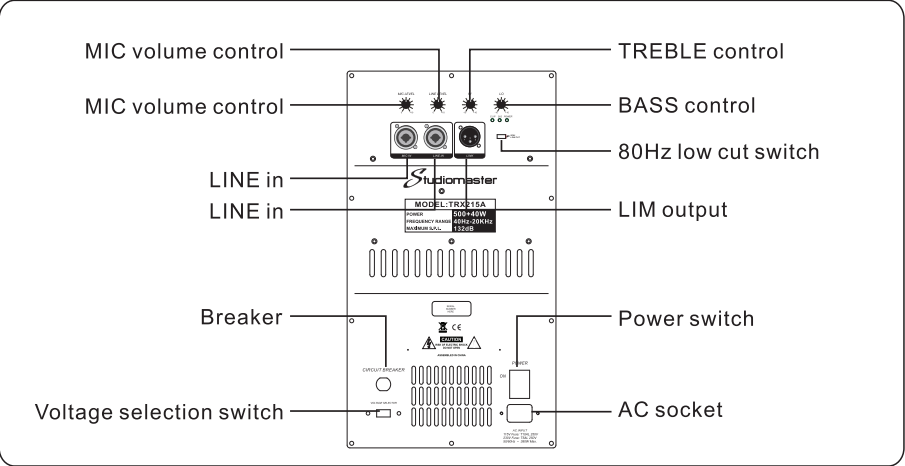
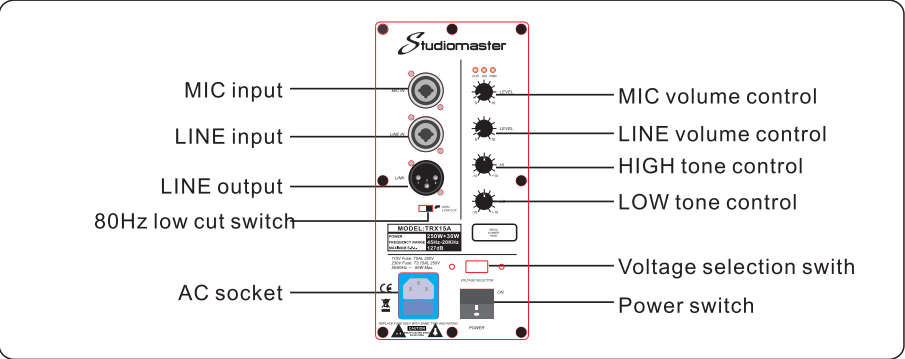
**USER  
GUIDE**

## 5. Combined system



The following combined systems are used to extend the application:

- 1.1215 Subwoofer system=12" loudspeaker +15" Subwoofer
- 2.1518 Subwoofer system=15" loudspeaker +18"Subwoofer



## 1. IMPORTANT SAFETY INSTRUCTIONS

### WARNING:

In order to avoid the possibility of physical injury to you or others, or damage to the device or other property, please follow the basic precautions listed below. These precautions include, but are not limited to, the following:

- Read and keep these instructions
- Heed all warning.
- Follow all instructions.
- This device is capable of delivering high sound pressure levels beyond 120dB, which may cause permanent hearing damage. Please pay more attention to select a proper volume.
- Do not remove the front metal grille which protects the loudspeaker (or the inside components) from any irreparable damage. The device contains no user-serviceable parts.
- Do not use solvents such as acetone or alcohol to clean the device, or the solvent may damage its finish.
- Do not expose the device to the atrocious environment for a long time (for example: moisture, excessive heat, strong temperature variations, etc.)
- Clean the device once in a while to avoid excessive dust; when removing the device, please pack the device with original packaging for any transport purpose
- Only use the accessories/attachments or parts recommended by the manufacturer.

### CAUTION:

In order to avoid the possibility of damage to the device or other property, please follow the basic precautions listed below. These precautions include, but are not limited to, the following:

#### Location

The series speaker features with smart and convenient installation facility, which can be located on a stable ground surface or mounted on a stand (only for full-range speaker) or other ways. For protecting your speaker from possible damage, please note following caution:

- If you place your speaker on flat surface, please make sure the flat surface is even, completely firm.

- Before moving the speakers, remove all connected cables.
- When installing or transporting the device, always use two or more people.

#### Connections

- Always make sure that all devices are turned off when connecting the speaker to other devices. Also make sure that all volume and level controls are turned down to minimum before turning the power on.
- Use only speaker cable for connecting speakers to speaker jacks. Use of other types of cables may result in fire.

2. Introduction

TRX SERIES LOUDSPEAKER

(1) brief introduction

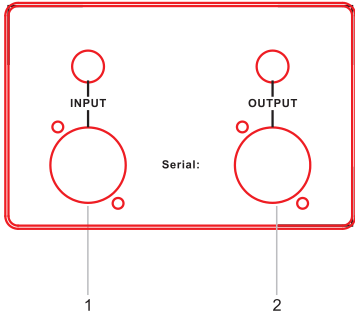
Studiomaster “TRX” series active for passive loudspeakers are designed for stage application. Unique appearance, Various models, economical configuration; Main loudspeakers include TRX10/12/15/215/15M, plus TRX12S/15S/18S/218S Subwoofers, they are suitable for bar, coffee bar,club, or small/medium sized applications.

(2)Fetures

- A.The speaker box uses MDF for high strength and low cost
- B.LF unit uses KAPTON voice coil frame, high efficiency magnetic design
- C.HF unit uses Al diaphragm and PEN diaphragm, accurate phase correction to ensure HF delicacy and transparency
- D.Refined crossover to ensure the real audio reproduction
- E.Built-in LC crossover, HF protection with low distortion
- F.12 M10 suspension points, safe and convenient for suspension
- G.Φ35mm mounting hole

3. Panel operation

1. Two way passive full range loudspeaker



1) Signal input connector (INPUT)

Professional Speakon input connector, generally used to connect with external power amplifier. Signal input from +1,-1 of the connector.

2) Link connector (OUTPUT)

While linking with multi-speaker, link this connector with the input connector of the next speaker.


Model	TRX15SA	TRX18SA
Type	15 inch active subwoofer	18 inch active subwoofer
Fre resp	35HZ-250HZ	38HZ-250HZ
Sensitivity (1m/1w)	98dB	98dB
Rated impedance	4 Ohm	4 Ohm
Rated power	400W	500W
Max power	800W	1000W
Crossover	—	—
LF unit	15" woofer 75MMvoice coil 500W	18"woofer 75MM voice coil/500W
HF unit	—	—
Coverage (HxV)	—	—
Max SPL(PEAK)	132dB	132dB
dimension (WxHxD)	479*581*548(mm)	567*667*600(mm)
Weight	47.6kg	57.8kg



Model	TRX215A
Type	dual 15 inch active woofer
Fre resp	45HZ-20KHZ(-10dB)
Sensitivity (1m/1w)	99dB
Rated impedance	4Ohm
Rated power	500W
Max power	1000W
Crossover	2.2KHZ
LF unit	15" woofer 65MM voice coil /2x250W
HF unit	44mm compression driver /1 inch exit/40W
Coverage (HxV)	80° x60°
Max SPL(PEAK)	134dB
dimension (WxHxD)	471.7*1050*538(mm)
Weight	54.7kg

☆Test conditions : Measure using a 6dB peak factor pink noise signal in a semi free field space environment.

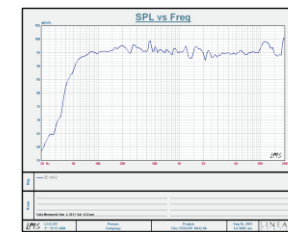
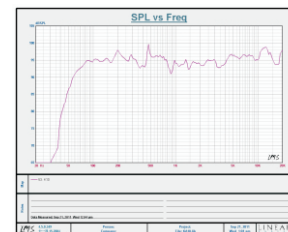

Model	TRX10A	TRX12A
Type	10 inch 2way active speaker	12 inch 2way active speaker
Fre resp	60HZ-20KHZ(-10dB)	50HZ-20KHZ(-10dB)
Sensitivity (1m/1w)	95dB	96dB
Rated impedance	8Ω	8Ω
Rated power	200W	250W
Max power	400W	500W
Crossover	2.0KHZ	2.2KHZ
LF unit	10" woofer 50MM voice coil /200W	12" woofer 65MM voice coil /250W
HF unit	34mm driver/1inch exit/30W	34mm driver/1inch exit/30W
Coverage (HxV)	80° x60°	80° x60°
Max SPL(PEAK)	128dB	129dB
dimension (WxHxD)	353.5*555*426(mm)	409*628*472(mm)
Weight	21.6KG	25.5kg



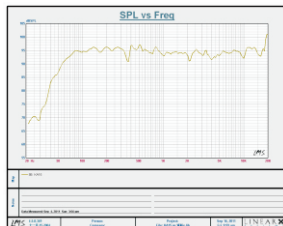
Model	TRX15A	TRX15MA
Type	15inch 2way active speaker	15inch 2way active speaker
Fre resp	45HZ-20KHZ(-10dB)	45HZ-20KHZ(-10dB)
Sensitivity (1m/1w)	98dB	98dB
Rated impedance	8Ω	8Ω
Rated power	250W	250W
Max power	500W	500W
Crossover	2.0KHZ	2.2KHZ
LF unit	15" woofer 65MM voice coil/250W	15" woofer 65MM voice coil/250W
HF unit	34mm driver/1inch exit/30W	34mm driver/1inch exit/30W
Coverage (HxV)	80° x60°	80° x60°
Max SPL(PEAK)	132dB	132dB
dimension (WxHxD)	452.6*710*518(mm)	429*635*484(mm)
Weight	31.3kg	24.7kg

#### 4. Specification

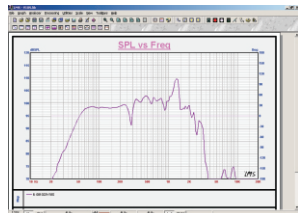
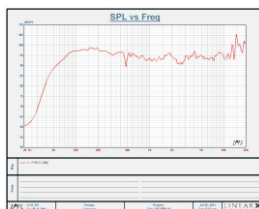
Model	TRX10	TRX12
Type	10 inch 2 way passive speaker	15寸两频倒相式无源音箱
Fre resp	60Hz~20kHz (-10dB)	50Hz~20kHz (-10dB)
Sensitivity (1m/1w)	95dB	96dB
Rated impedance	8Ω	8Ω
Rated power	200W	250W
Max power	400W	500W
Crossover	2.0KHz	2.2KHz
LF unit	10" MF LF/50mm voice coil/200W	12" MFLF/65mm voice coil/250W
HF unit	34mm driver/1" exit/30W	34mm driver/1" exit/30W
Coverage (HxV)	80° x60°	80° x60°
Max SPL(PEAK)	128dB	129dB
Input mode	2×SPEAKON+2×JACK	2×SPEAKON+2×JACK
dimension (WxHxD)	353.5*555*426 (mm)	409*628*472 (mm)
Weight	19.1kg	23kg




Model	TRX15	TRX15M
Type	15inch 2way passive speaker	15inch 2way passive speaker
Fre resp	45Hz~20kHz (-10dB)	45Hz~20kHz (-10dB)
Sensitivity (1m/1w)	98dB	98dB
Rated impedance	8Ω	8Ω
Rated power	250W	250W
Max power	500W	500W
Crossover	2.0KHz	2.2KHz
LF unit	15" MF LF/65mm voice coil/250W	15" MF LF/65mm voice coil/250W
HF unit	34mm driver/1inch exit/30W	34mm driver/1inch exit/30W
Coverage (HxV)	80° x60°	80° x60°
Max SPL(PEAK)	132dB	132dB
Input mode	2×SPEAKON+2×JACK	2×SPEAKON+2×JACK
dimension (WxHxD)	452.6*710*518 (mm)	429*635*484 (mm)
Weight	28.6kg	27kg



Model	TRX215
Type	2×15 inch two way passive full range speaker
Fre resp	40Hz~20kHz (-10dB)
Sensitivity (1m/1w)	99dB
Rated impedance	4 Ω
Rated power	500W
Max power	1000W
Crossover	2.2KHz
LF unit	15" MFLF /65mm voice coil/2×250W
HF unit	44mm compression driver /1 inch exit/40W
Coverage (HxV)	80° x60°
Max SPL(PEAK)	134dB
Input mode	2×SPEAKON+2×JACK
dimension (WxHxD)	469*1050*538 (mm)
Weight	48kg



Model	TRX15S	TRX18S
Type	15 inch subwoofer	18 inch subwoofer
Fre resp	40Hz~250Hz	38Hz~250Hz
Sensitivity (1m/1w)	98dB	98dB
Rated impedance	8 Ω	8 Ω
Rated power	600W	600W
Max power	1200W	1200W
LF unit	15" woofer/100mm voice coil /600W	18" woofer/100mmvoice coil /600W
HF unit	\	\
Coverage (HxV)	\	\
Max SPL(PEAK)	132dB	132dB
Input mode	2×SPEAKON+2×JACK	2×SPEAKON+2×JACK
dimension (WxHxD)	479*581*548 (mm)	567*667*600(mm)
Weight	35.2kg	47.5kg



Model	TRX218S
Type	2x18inch subwoofer
Fre resp	35Hz~250Hz
Sensitivity (1m/1w)	101dB
Rated impedance	4 Ω
Rated power	1200W
Max power	2400W
Crossover	150Hz (recommended crossover)
LF unit	18" woofer/100mm voice coil /2x600W
HF unit	\
Coverage (HxV)	\
Max SPL(PEAK)	135dB
Input mode	2×SPEAKON+2JACK
dimension (WxHxD)	1200*520*700 (mm)
Weight	84kg